



Motive Gear Performance

Motive Gear Performance offers some of the toughest drive train components on the market today. If you are looking for the largest line of performance ring and pinion gear options available with gear sets in a wide range of ratios for nearly every application, both on and off-road, check out Motive Gear Performance.

Motive Gear Performance products can be found in the winner's circle at NHRA, IHRA, SODA, SCORE, BITD, Ultra-4 and NASCAR events. The superior quality of Motive Gear Performance components is the result of years of racing development, outstanding design, and state-of-the-art manufacturing methods. Extensive testing is performed on all products by our in-house engineers. Motive Gear Performance ring and pinions are used by the top drivers and racing teams worldwide.

Winning is #1, and Motive Gear can get you there!




Motive Gear

Experienced installers know Motive Gear and trust us for the best quality and value in drivetrain components. Motive Gear produces the industry's widest range of OEM replacement ring and pinions - including bearing kits, axle shafts, differential internals, differential carriers, transfer cases, manual transmission components and yokes.

Engineered to the highest standards, every Motive Gear product goes through rigid quality control processes in our in-house lab. In combination with Motive Gear's performance and axle divisions: Motive Gear Performance and TEN Factory, there simply isn't a better value in drivetrain components.

Table of Contents

Chrysler® / AMC® - - - - - 4
 AAM® / Dodge® - - - - - 5
 Dana® - - - - - 6
 Ford® - - - - - 10
Gear Ratio Chart - - - - - 16
 GM® - - - - - 15
 Toyota® - - - - - 23
 Warranty - - - - - 27



Parts listed in this catalog are not necessarily manufactured by the original equipment manufacturer and any reference to the trademarks or part numbers of others are for cross reference informational purposes only. The photos provided herein are provided only for illustrative purposes. The actual products supplied may differ. The trademarks of others referred to herein are owned by their respective companies and are not affiliated in any way with Midwest Truck & Auto Parts, Inc.™, Motive Gear® and Motive Gear Performance®. These divisions are the registered or pending trademarks of Midwest Truck & Auto Parts, Inc.™. Use of the "®" in connection with a mark of Midwest Truck & Auto Parts, Inc.™ indicates that the mark is registered in at least the United States. No representation is made with respect to the source of manufacture of any particular part. While every effort is made to provide accurate information, no guarantee is provided as to the accuracy of the information contained herein. We are not responsible for typographical errors.

AMC Model 20

MOTIVE GEAR #	TEETH	RATIO	MASTER INSTALL KIT
AM20-331	43-13	3.31	R20RMK* AMC/Jeep
AM20-354	39-11	3.54	BEARING/SEAL KIT
AM20-373	41-11	3.73	R20R* AMC/Jeep
AM20-410	41-10	4.10	R20RH* Hummer
AM20-456	41-9	4.56	INSTALL KIT (No Bearings)
AM20-488	39-8	4.88	AM20IK AMC/Jeep



Chrysler 7.25"

MOTIVE GEAR #	TEETH	RATIO	MASTER INSTALL KIT
C7.25-293	41-11	2.93	R7.25RMK*
C7.25-355	39-11	3.55	BEARING/SEAL KIT
C7.25-390	39-10	3.90	R7.25R*
C7.25-410	41-10	4.10	INSTALL KIT (No Bearings)
			C7.25IK



Chrysler 8.0" Front

MOTIVE GEAR #	TEETH	RATIO	MASTER INSTALL KIT
C8-391	39-10	3.91	RC8RMK* Full size truck
C8-410	41-10	4.10	RC8RAMK* Durango/Dakota
C8-456	41-9	4.56	BEARING/SEAL KIT
			RC8R* Full size truck
			RC8RA* Durango/Dakota
			INSTALL KIT (No Bearings)
			R8IK



Chrysler 8.25" & 8.375"

MOTIVE GEAR #	TEETH	RATIO	MASTER INSTALL KIT
C8.25-271	46-17	2.71	R8.25RSK* Up to 2001
C8.25-294	47-16	2.94	MASTER INSTALL KIT
C8.25-321	45-14	3.21	R8.25RMK* Up to 2001
C8.25-355 #	39-11	3.55	R8.25RJMK* 2002-2008
C8.25-373 #	41-11	3.73	BEARING/SEAL KIT
C8.25-390 #	39-10	3.90	R8.25R* Up to 2001
C8.25-410 #	41-10	4.10	R8.25RJ* 2002-2008
C8.25-456 #	41-9	4.56	INSTALL KIT (No Bearings)
			C8.25IK Up to 2001

#Double drilled to fit late model applications



Chrysler 8.75" Early (741) Housing

MOTIVE GEAR PERFORMANCE #	TEETH	RATIO	MASTER INSTALL KIT
C887355M	39-11	3.55	R8.75RMMK* with 25590 side bearings
C887373M	41-11	3.73	R8.75RMAMK* with LM104949 side bearings
			BEARING/SEAL KIT
			R8.75RM* with 25590 side bearings
			R8.75RMA* with LM104949 side bearings
			INSTALL KIT (No Bearings)
			C8.75IKM



*29 Spline Pinion

Chrysler 8.75" Early (742) Housing

MOTIVE GEAR PERFORMANCE #	TEETH	RATIO	MASTER INSTALL KIT
C887373E	41-11	3.73	R8.75ERMK* with 25590 side bearings
C887391E	43-11	3.91	
C887430E	43-10	4.30	R8.75ERSMK* with LM104949 side bearings
C887486E	34-7	4.86	
			*10 Spline Pinion
			BEARING/SEAL KIT
			R8.75ER* with 25590 side bearings
			R8.75ERS* with LM104949 side bearings
			INSTALL KIT (No Bearings)
			C8.75IKE

Chrysler 8.75" Late (489) Housing

MOTIVE GEAR PERFORMANCE #	TEETH	RATIO	MASTER INSTALL KIT
C887355L-10 #	39-11	3.55	R8.75RLMK* with 25590 side bearings
C887355L*	39-11	3.55	
C887373L-10 #	41-11	3.73	R8.75RLAMK* with LM104949 side bearings
C887373L*	41-11	3.73	
C887391L-10 #	43-11	3.91	BEARING/SEAL KIT
C887391L*	43-11	3.91	R8.75RL* with 25590 side bearings
C887410L*	41-10	4.10	R8.75RLA* with LM104949 side bearings
C887456L-10 #	41-9	4.56	INSTALL KIT (No Bearings)
C887456L*	41-9	4.56	C8.75IKL
C887486L-10 #	34-7	4.86	C8.75IKL
C887486L*	34-7	4.86	
			# 10 Spline Pinion *29 Spline Pinion



Chrysler/AAM 9.25" - Front

MOTIVE GEAR #	TEETH	RATIO	MASTER INSTALL KIT
C9.25-373F	41.11	3.73	R9.25RLAMK*
C9.25-410F	41-10	4.10	BEARING/SEAL KIT
C9.25-456F	41-9	4.56	R9.25RLA*
C9.25-488F	39-8	4.88	INSTALL KIT (No Bearings)
			GM9.5IKL




Chrysler 9.25" - Rear

MOTIVE GEAR #	TEETH	RATIO	SUPER MASTER INSTALL KIT
C9.25-321	45-14	3.21	R9.25RSK* To 2000
C9.25-355	39-11	3.55	MASTER INSTALL KIT
C9.25-390	39-10	3.90	R9.25RMK* To 2000
C9.25-410	41-10	4.10	R9.25RLMK* 2001 & up
C9.25-456	41-9	4.56	BEARING/SEAL KIT
			R9.25R* To 2000
			R9.25RL* 2001 & up
			INSTALL KIT (No Bearings)
			C9.25IK To 2000
			C9.25IKL 2001 & up



AAM Dodge/GM 11.5" 14 Bolt

MOTIVE GEAR #	TEETH	RATIO	MASTER INSTALL KIT
GM11.5-456	41-9	4.56	R11.5RMK* GM
GM11.5-488	39-8	4.88	R11.5CRMK* Dodge
			BEARING/SEAL KIT
			R11.5R*
			INSTALL KIT (No Bearings)
			GM11.5IK GM
			C11.5IK Dodge



Dana 30 Standard

MOTIVE GEAR #	TEETH	RATIO	MASTER INSTALL KIT
D30-354	46-13	3.54	R30RMK*
D30-373	41-11	3.73	BEARING/SEAL KIT
D30-410	41-10	4.10	R30R*
D30-456	41-9	4.56	INSTALL KIT (No Bearings)
D30-488	39-8	4.88	D30IK

Dana 30 Reverse/High Pinion

MOTIVE GEAR #	TEETH	RATIO	MASTER INSTALL KIT
D30-410F	41-10	4.10	R30RMK*
D30-456F	41-9	4.56	BEARING/SEAL KIT
D30-488F	39-8	4.88	R30R*
			INSTALL KIT (No Bearings)
			D30IK

Dana 30 JK style

MOTIVE GEAR #	TEETH	RATIO	MASTER INSTALL KIT
D30-411RJK	37-9	4.11	R30RJKMK*
D30-456RJK	41-9	4.56	BEARING/SEAL KIT
D30-488RJK	39-8	4.88	R30RJK*
D30-513RJK	41-8	5.13	INSTALL KIT (No Bearings)
			D30JKIK

Dana 30 TJ style

MOTIVE GEAR #	TEETH	RATIO	MASTER INSTALL KIT
D30-373TJ	41-11	3.73	R30LRAMK*
D30-410TJ	41-10	4.10	BEARING/SEAL KIT
D30-456TJ	41-9	4.56	R30LRA*
D30-488TJ	39-8	4.88	INSTALL KIT (No Bearings)
			D30IKTJ

Dana 30 ZJ style

MOTIVE GEAR #	TEETH	RATIO	MASTER INSTALL KIT
D30-354 #	46-13	3.54	R30FRMK* Required for Motive Gear ring & pinion installation
D30-373 #	41-11	3.73	
D30-410 #	41-10	4.10	R30LRMK* For OE factory original ring & pinions
D30-456 #	41-9	4.56	
D30-488 #	39-8	4.88	BEARING/SEAL KIT
			R30FR* Required for Motive Gear ring & pinion installation
			R30LR* For OE factory original ring & pinions

Aftermarket gears require the Motive Gear Master Install Kit R30FRMK sold separately



Dana 35 Standard

MOTIVE GEAR #	TEETH	RATIO	MASTER INSTALL KIT
D35-355	39-11	3.55	R35JRMK* This kit fits all except:
D35-373	41-11	3.73	1999 & newer Grand Cherokee,
D35-411	37-9	4.11	2002 & newer Liberty
D35-456	41-9	4.56	BEARING/SEAL KIT
D35-488	39-8	4.88	R35JR* This kit fits all except:
			1999 & newer Grand Cherokee,
			2002 & newer Liberty
			R35RW*
			INSTALL KIT (No Bearings)
			D35IKJ

Dana 35 Reverse/High Pinion

MOTIVE GEAR #	TEETH	RATIO	MASTER INSTALL KIT
			R35FRMK*
			BEARING/SEAL KIT
			R35FR*
			INSTALL KIT (No Bearings)
			D35IKF



Dana 44 - 1967 & Earlier

MOTIVE GEAR #	TEETH	RATIO	MASTER INSTALL KIT
D44-307 #	43-14	3.07	RA28RMK* 1967 & earlier
D44-354 #	46-13	3.54	BEARING/SEAL KIT
D44-373 #	41-11	3.73	RA28R* 1967 & earlier
D44-392 #	47-12	3.92	INSTALL KIT (No Bearings)
D44-409 #	45-11	4.09	D44IK
D44-427 #	47-11	4.27	
D44-456 #	41-9	4.56	
D44-456GX # ##	41-9	4.56	
D44-489 #	44-9	4.89	
D44-488GX # ##	39-8	4.88	
D44-513 #	41-8	5.13	
D44-513GX # ##	41-8	5.13	
D44-538 #	43-8	5.38	
D44-589 #	53-9	5.89	

Use of aftermarket gears may also require change to later style fine spline yoke

Thick style gear - fits 3.73 and numerically lower cases

Dana 44 - 1968 & Later

MOTIVE GEAR #	TEETH	RATIO	MASTER INSTALL KIT
D44-307	43-14	3.07	RA28LRMK* 1968 & newer - 30 spline axles/ all - except below:
D44-354	46-13	3.54	
D44-373	41-11	3.73	RA28FLRMK* 1994 & newer Dodge Ram 1500/2500
D44-392	47-12	3.92	
D44-409	45-11	4.09	
D44-427	47-11	4.27	
D44-456	41-9	4.56	RA28LRARB-MK* 33 and 35 spline aftermarket
D44-456GX #	41-9	4.56	
D44-489	44-9	4.89	R44RICAMKT 1980-1982 Corvette
D44-488GX #	39-8	4.88	BEARING/SEAL KIT
D44-513	41-8	5.13	RA28LR* 1968 & newer - 30 spline axles/ all - except below:
D44-513GX #	41-8	5.13	
D44-538	43-8	5.38	RA28FLR* 1994 & newer Dodge Ram 1500/2500
D44-589	53-9	5.89	R44RICA* 1980-1982 Corvette
			INSTALL KIT (No Bearings)
			D44IK

Thick style gear - fits 3.73 and numerically lower cases

Dana 44 Reverse/High Pinion

MOTIVE GEAR #	TEETH	RATIO	MASTER INSTALL KIT
D44-354F	46-13	3.54	RA28LRMK* To 1992
D44-373F	41-11	3.73	RA28FLRMK* 1993 & newer
D44-409F	45-11	4.09	BEARING/SEAL KIT
D44-456F	41-9	4.56	RA28LR* To 1992
D44-489F	44-9	4.89	RA28FLR* 1993 & newer
D44-513F	41-8	5.13	INSTALL KIT (No Bearings)
D44-538F	43-8	5.38	D44IK

Dana 80

MOTIVE GEAR #	TEETH	RATIO	MASTER INSTALL KIT
D80-410	37-9	4.11	R80RMK* 1988-1997 Ford, 1994-2001 Dodge
D80-430	46-13	4.30	
D80-463	37-8	4.63	R80RAMK* 1998 & newer Ford
D80-488	39-8	4.88	
D80-513	41-8	5.13	BEARING/SEAL KIT
			R80R* 1988-1997 Ford, 1994-2001 Dodge
			R80RA* 1998 & newer Ford
			INSTALL KIT (No Bearings)
			D80IK



Ford 7.5"

MOTIVE GEAR #	TEETH	RATIO	SUPER MASTER INSTALL KIT
F7.5-308	37-12	3.08	R7.5FRSK*
F7.5-345	38-11	3.45	MASTER INSTALL KIT
F7.5-373	41-11	3.73	R7.5FRMK*
F7.5-410	41-10	4.10	BEARING/SEAL KIT
MOTIVE GEAR PERFORMANCE #	TEETH	RATIO	INSTALL KIT (No Bearings)
F875456 #	41-9	4.56	F7.5IK

Requires cross shaft 80-0271-1 (will not fit in Auburn carrier).



Ford 8"

MOTIVE GEAR #	TEETH	RATIO	SUPER MASTER INSTALL KIT
F880300	39-13	3.00	RA310RSK* Fits stock differential (open and factory posi)
F880325	39-12	3.25	
F880340	34-10	3.40	RA31ORASK* Fits aftermarket traction differentials
F880355	39-11	3.55	
F880380	38-10	3.80	MASTER INSTALL KIT
F880411	37-9	4.11	RA310RMK* Fits stock differential (open and factory posi)
			RA31ORAMK* Fits aftermarket traction differentials
			BEARING/SEAL KIT
			RA310R* Fits stock differential (open and factory posi)
			RA31ORA* Fits aftermarket traction differentials
			INSTALL KIT (No Bearings)
			F8IK



Ford 8.8" IFS

MOTIVE GEAR PERFORMANCE #	TEETH	RATIO	MASTER INSTALL KIT
F888331IFS	43-13	3.31	R8.8RIFSMK*
F888355IFS	39-11	3.55	
F888373IFS	41-11	3.73	BEARING/SEAL KIT
F888410IFS	37-9	4.11	
F888456IFS	41-9	4.56	INSTALL KIT (No Bearings)
F888488IFS	39-8	4.88	
F888529IFS	41-10	5.29	
			F8.8IKF

Ford 8.8" Pro Gears (9310 Steel)

MOTIVE GEAR PERFORMANCE #	TEETH	RATIO
F988390	43-11	3.90



Ford 8.8"

MOTIVE GEAR #	TEETH	RATIO	SUPER MASTER INSTALL KIT
F8.8-308	40-13	3.08	R8.8RSKC* All car models except I.R.S. & below:
F8.8-327	36-11	3.27	
F8.8-355	39-11	3.55	R8.8RSKT* All truck models except I.R.S. & below:
F8.8-373	42-11	3.73	
F8.8-410	41-10	4.10	R8.8RLSK* 2007+ with factory HD pinion bearing - 2010+ all
F8.8-456	41-9	4.56	
F8.8-488	39-8	4.88	MASTER INSTALL KIT
MOTIVE GEAR PERFORMANCE #	TEETH	RATIO	R8.8RMK* All except below:
F888331	43-13	3.31	R8.8RIRSMK* Fits Independent Rear Suspension (I.R.S.)
F888355	39-11	3.55	
F888373	41-11	3.73	R8.8RLMK* 2007+ with factory HD pinion bearing - 2010+ all
F888390	43-11	3.9	
F888410	41-10	4.10	BEARING/SEAL KIT
F888430	43-10	4.30	R8.8R* All except below:
F888456	41-9	4.56	
F888488	39-8	4.88	R8.8RIRS* Fits Independent Rear Suspension (I.R.S.)
F888514	36-7	5.14	
F888571	40-7	5.71	R8.8RL* 2007+ with factory HD pinion bearing - 2010+ all
			INSTALL KIT (No Bearings)
			F8.8IK



Motive Gear &
Motive Gear Performance
Visit us at: www.MotiveGear.com



Ford 9" Street Gears 1957 & Up

MOTIVE GEAR #	TEETH	RATIO	MASTER INSTALL KIT
F9-300	39-13	3.00	R9R28MK* Up to May 1970 w/2.891" diff races & factory pinion support
F9-325	39-12	3.25	
F9-350	35-10	3.50	R9RMK* May 1970+ w/2.891" & factory pinion support
F9-370	37-10	3.70	
F9-389	35-9	3.89	R9RNMK* May 1970+ w/2.891" & Daytona/ large pinion support
F9-411	37-9	4.11	
F9-456	41-9	4.56	R9R306SMK* All w/3.062" diff races & factory pinion support
F9-486	34-7	4.86	
MOTIVE GEAR PERFORMANCE #	TEETH	RATIO	
F890300	39-13	3.00	R9R306MK* All w/3.062" diff races & Daytona/ large pinion support
F890325	39-12	3.25	
F890350	35-10	3.50	R9R325SMK* All w/3.25" diff races & factory pinion support
F890364	33-9	3.64	
F890370	37-10	3.70	R9R325MK* All w/3.25" diff races & Daytona/ large pinion support
F890375	45-12	3.75	
BEARING/SEAL KIT			
F890380N	38-10	3.80	R9R28* Up to May 1970 w/2.891" diff races & factory pinion support
F890389	35-9	3.89	
F890400N	36-9	4.00	R9R* May 1970+ w/2.891" & factory pinion support
F890411	37-9	4.11	
F890430	43-10	4.30	R9RN* May 1970+ w/2.891" & Daytona/ large pinion support
F890457	32-7	4.57	
F890471	33-7	4.71	R9R306S* All w/3.062" diff races & factory pinion support
F890486	34-7	4.86	
F890500	35-7	5.00	R9R306* All w/3.062" diff races & Daytona/ large pinion support
F890514	36-7	5.14	
F890529	37-7	5.29	R9R325S* All w/3.25" diff races & factory pinion support
F890543	38-7	5.43	
F890583	35-6	5.83	R9R325* All w/3.25" diff races & Daytona/ large pinion support
F890600	36-6	6.00	
INSTALL KIT (No Bearings)			
F890620	31-5	6.20	F9IK Factory style seal & crush sleeve
F890633	38-6	6.33	
F890650	39-6	6.50	F9IKN Performance style hi-temp seal & solid spacer preload kit
			SS9 Solid pinion spacer & adjustable shim kit - sold separately

N = NASCAR Ratio

NOTE: We recommend the use of a Daytona pinion support and solid spacer in all racing applications.

Ford 9" Performance "AX Series"

MOTIVE GEAR PERFORMANCE #	TEETH	RATIO	MASTER INSTALL KIT
F890478AX	43-9	4.78	R9R28MK* Up to May 1970 w/2.891" diff races & factory pinion support
F890500AX	30-6	5.00	
F890529AX	37-7	5.29	R9RMK* May 1970+ w/2.891" & factory pinion support
F890537AX	43-8	5.37	
F890543AX	38-7	5.43	R9RNMK* May 1970+ w/2.891" & Daytona/ large pinion support
F890550AX	44-8	5.50	
F890557AX	39-7	5.57	R9R306SMK* All w/3.062" diff races & factory pinion support
F890567AX	34-6	5.67	
F890583AX	35-6	5.83	R9R306MK* All w/3.062" diff races & Daytona/ large pinion support
F890600AX	36-6	6.00	
F890614AX	43-7	6.14	R9R325SMK* All w/3.25" diff races & factory pinion support
F890620AX	31-5	6.20	
F890633AX	38-6	6.33	R9R325MK* All w/3.25" diff races & Daytona/ large pinion support
F890650AX	39-6	6.50	
BEARING/SEAL KIT			
F890666AX	40-6	6.66	R9R28* Up to May 1970 w/2.891" diff races & factory pinion support
F890683AX	41-6	6.83	
F890700AX	42-6	7.00	R9R* May 1970+ w/2.891" & factory pinion support
F890716AX	43-6	7.16	
F890733AX	44-6	7.33	R9RN* May 1970+ w/2.891" & Daytona/ large pinion support
			R9R306S* All w/3.062" diff races & factory pinion support
			R9R306* All w/3.062" diff races & Daytona/ large pinion support
			R9R325S* All w/3.25" diff races & factory pinion support
			R9R325* All w/3.25" diff races & Daytona/ large pinion support
INSTALL KIT (No Bearings)			
F9IK			Factory style seal & crush sleeve
F9IKN			Performance style hi-temp seal & solid spacer preload kit
SS9			Solid Pinion Spacer & Adjustable Shim Kit - Sold Separately.





Ford 9" Pro Gears 1957 & up (9310 Steel)

MOTIVE GEAR PERFORMANCE #	TEETH	RATIO	MASTER INSTALL KIT	
F990350SP	35-10	3.50	R9R325MK*	Use with 28 spline pinion/yoke, 3.25" diff races & Daytona/large pinion support
F990370SP	37-10	3.70		
F990370BP	37-10	3.70		
F990389SP	35-9	3.89	R9RBPMK*	Use with 28 spline pinion/yoke, 3.25" diff races & Daytona/large pinion support
F990389BP		3.89		
F990411BP	37-9	4.11	BEARING/SEAL KIT	
F990429SP	30-7	4.29		
F990429BP	30-7	4.29		
F990457SP		4.57		
F990457BP	32-7	4.57		
F990471SP	33-7	4.71		
F990486SP	34-7			
F990486BP	34-7	4.86		
F990514SP	36-7	5.14		
F990529SP	37-7	5.29		
F990543SP	38-8	5.43		
F990567SP	34-6	5.67		
F990583SP	35-6	5.83		
F990600SP	36-6	6.00		
F990620SP	31-5	6.20		
F990650SP	39-6	6.50		

These light weight 9310 Pro ring & pinion feature 1/2" & 7/16" bolt holes for versatility and weight conservation. The 9310 Pro R&P boasts a EuroFuture heat treatment.

SP = Small Pinion - 28 spline
BP = Big Pinion - 35 spline

Ford 9.5" Pro Gears (9310 Steel)

MOTIVE GEAR PERFORMANCE #	TEETH	RATIO	MASTER INSTALL KIT	
F995389BP	35-9	3.89		
F995411BP	37-9	4.11		
F995429BP	30-7	4.29		
F995456BP	41-9	4.56		

Ford 9.75"

MOTIVE GEAR #	TEETH	RATIO	MASTER INSTALL KIT	
F9.75-355	39-11	3.55	R9.75FRMK*	97-99 early (models with M88010 inner pinion bearing)
F9.75-373	41-11	3.73		
F9.75-410	41-10	4.10	R9.75FRLMK*	99.5-2009 (models with HM89443 inner pinion bearing)
F9.75-430	43-10	4.30		
F9.75-456	41-9	4.56	R9.75FRLA-MK*	2010 & newer
F9.75-489	39-8	4.89		
BEARING/SEAL KIT				
R9.75FR*	97-99 early (models with M88010 inner pinion bearing)			
R9.75FRL*	99.5-2009 (models with HM89443 inner pinion bearing)			
R9.75FRLA*	2010 & newer			
INSTALL KIT (No Bearings)				
F9.75IK	97-99 early (models with M88010 inner pinion bearing)			
F9.75IKL	99.5+ (models with HM89443 inner pinion bearing)			



Ford 10" Pro Gears (9310 Steel)

MOTIVE GEAR PERFORMANCE #	TEETH	RATIO	MASTER INSTALL KIT	
F910411	37-9	4.11		
F910429	30-7	4.29		
F910457	41-9	4.57		
F910500	30-6	5.00		
F910514	36-7	5.14		
F910533M	32-6	5.33		
F910537M	43-8	5.37		
F910543	38-7	5.43		

M = Lightweight

Ford 10.25" (Early) 1985-1992

MOTIVE GEAR #	TEETH	RATIO	MASTER INSTALL KIT	
F10.25-355 #	39-11	3.55	R10.25RMK*	BEARING/SEAL KIT
F10.25-373L #	41-11	3.73		
F10.25-410 #	41-10	4.10	R10.25R*	INSTALL KIT (No Bearings)
F10.25-456 #	41-9	4.56		
			F10.25IK	

You must change yoke if '93-later Model-Yoke #E5TZ4851 (1330 Series) or E7TZ4851A (1350 Series). 1993 & later can use Motive Gear F10.25L late ring & pinion series with no yoke change.

Ford 10.25" (Late) 1993-1999

MOTIVE GEAR #	TEETH	RATIO	MASTER INSTALL KIT	
F10.25-355L	39-11	3.55	R10.25RMK*	BEARING/SEAL KIT
F10.25-373L	41-11	3.73		
F10.25-410L	41-10	4.10	R10.25R*	INSTALL KIT (No Bearings)
F10.25-456L	41-9	4.56		
F10.25-489L	44-9	4.89	F10.25IK	
F10.25-513L	41-8	5.13		
F10.25-538L	43-8	5.38		

Ford 10.5" - 1999 & Later

MOTIVE GEAR #	TEETH	RATIO	MASTER INSTALL KIT	
F10.5-355PK	39-11	3.55	R10.25RMK*	Required for use with Motive Gear ring and pinion
F10.5-373PK	41-11	3.73		
F10.5-410PK	41-10	4.10	R10.5FRMK*	Required for use with factory original equipment/stock ring and pinion
F10.5-456PK	41-9	4.56		
F10.5-489PK	44-9	4.89	BEARING/SEAL KIT	
F10.5-513PK	41-8	5.13		
F10.5-538PK	43-8	5.38		
R10.25R*	Required for use with Motive Gear ring and pinion			
R10.5FR*	Required for use with factory original equipment/stock ring and pinion			
INSTALL KIT (No Bearings)				
F10.5IK				

PK - These Kits include Ford 10.25 late Ring & Pinion with matching 10.25" inner & outer pinion bearings. Do Not Substitute. Use Ford 10.25" Installation Kits.

GM 7.2" IFS

MOTIVE GEAR #	TEETH	RATIO	MASTER INSTALL KIT	
GM7.2-410IFS	41-10	4.10	R7.2RIFSMK*	BEARING/SEAL KIT
GM7.2-456IFS	41-9	4.56		
			R7.2RIFS*	INSTALL KIT (No Bearings)
			N/A	



Choose the Best Gear Ratio For Your Vehicle

The chart below shows RPM (rotations per minute) calculations at 55 miles per hour, for various combinations of final gear ratios.

The entire shaded area on the chart below represents a generally agreed on acceptable 2,000-3,000 RPM range.

Improve Fuel Economy
Optimum Range (2,300-2,600 RPM)
Improve Power


The following formula was used in the chart below to calculate the optimum final gear ratios.

$$\frac{\text{MPH} \times \text{Gear Ratio}}{\text{Tire Diameter}} \times 336 = \text{RPM}$$

When selecting a gear ratio, consider the following:

1. Tire size
2. Transmission ratio
3. Final gear ratio
4. Engine RPM at cruise speed

Gear Ratio	Tire Diameter																
	24	25	26	27	28	29	30	31	32	33	34	35	36	38	40	42	44
2.56	1972	1892	1820	1752	1690	1631	1577	1526	1478	1434	1391	1352	1314	1245	1183	1126	1075
2.73	2102	2018	1940	1869	1802	1740	1682	1627	1577	1529	1484	1441	1401	1328	1261	1201	1147
2.94	2264	2173	2090	2012	1942	1874	1811	1753	1698	1646	1599	1552	1509	1429	1358	1294	1235
3.08	2372	2277	2189	2108	2033	1963	1897	1836	1779	1725	1674	1626	1581	1498	1423	1355	1294
3.21	2472	2373	2282	2197	2119	2046	1977	1914	1854	1798	1745	1695	1648	1561	1483	1412	1348
3.31	2549	2447	2353	2266	2185	2110	2039	1973	1912	1854	1799	1748	1699	1610	1529	1456	1390
3.42	2633	2528	2433	2341	2257	2179	2107	2039	1975	1915	1859	1806	1756	1663	1580	1505	1436
3.54	2726	2617	2516	2423	2336	2256	2181	2110	2044	1982	1924	1869	1817	1722	1635	1558	1487
3.73	2872	2757	2651	2553	2462	2377	2298	2224	2154	2089	2027	1969	1915	1814	1723	1641	1567
3.90	3003	2883	2772	2669	2574	2485	2402	2325	2252	2184	2120	2059	2002	1897	1802	1716	1638
4.10	3157	3031	2914	2806	2706	2613	2526	2444	2368	2296	2228	2165	2105	1994	1894	1804	1722
4.27	3288	3156	3035	2923	2818	2721	2630	2545	2466	2391	2321	2255	2192	2077	1973	1879	1793
4.56	3511	3371	3291	3121	3010	2906	2809	2718	2633	2554	2478	2408	2341	2218	2107	2006	1915
4.88	3758	3607	3469	3340	3221	3110	3006	2909	2818	2733	2652	2577	2505	2373	2255	2147	2050
5.29	4073	3910	3760	3621	3491	3371	3259	3154	3055	2962	2875	2793	2716	2573	2444	2328	2222
5.38	4143	3977	3824	3682	3551	3428	3314	3207	3107	3013	2924	2841	2762	2616	2486	2367	2260
5.71	4397	4221	4058	3908	3769	3639	3517	3404	3298	3198	3104	3015	2931	2777	2638	2512	2398
6.17	4751	4561	4385	4223	4072	3932	3801	3678	3563	3455	3354	3258	3167	3001	2851	2715	2591
7.17	5521	5300	5096	4907	4732	4569	4417	4274	4141	4015	3897	3786	3681	3487	3313	3155	3011



GM 7.5" & 7.625"

MOTIVE GEAR #	TEETH	RATIO	SUPER MASTER INSTALL KIT
GM7.5-308	40-13	3.08	R7.5GRBSK* Up to 1981
GM7.5-308T #	40-13	3.08	R7.5GRSK* 1982-1998 - Fits all, except Astro/Safari
GM7.5-323	42-13	3.23	
GM7.5-342	41-12	3.42	R7.5GRLSK* 1999 & newer
GM7.5-373	41-11	3.73	MASTER INSTALL KIT
GM7.5-410	41-10	4.10	R7.5GRBMK* Up to 1981
GM7.5-456	41-9	4.56	R7.5GRMK* 1982-1998
MOTIVE GEAR PERFORMANCE #	TEETH	RATIO	R7.5GRLMK*
G875273	41-15	2.73	1999 & newer
G875308	40-13	3.08	BEARING/SEAL KIT
G875323	42-13	3.23	R7.5GRB* Up to 1981
G875342	41-12	3.42	R7.5GR* 1982-1998
G875342X ##	41-12	3.42	R7.5GRL* 1999 & newer
G875355	39-8	3.55	INSTALL KIT (No Bearings)
G875373	41-11	3.73	GM7.5IK Up to 1998
G875373X ##	41-11	3.73	GM7.6IK 1999 & newer
G875390	39-10	3.90	
G875410	41-10	4.10	
G875410X ##	41-10	4.10	
G875456	41-9	4.56	

Thin style gear - fits 3.23 and numerically higher cases
Thick style gear - fits 3.08 and numerically lower cases

GM 7.5" Pro Gears (9310 Steel)

MOTIVE GEAR PERFORMANCE #	TEETH	RATIO	MASTER INSTALL KIT
G975390	39-10	3.90	R7.2RIFSMK*

GM 7.75" Borg Warner 9 Bolt

MOTIVE GEAR #	TEETH	RATIO	MASTER INSTALL KIT
GM9-323	42-13	3.23	R7.75RMK*
GM9-345	38-11	3.45	R7.75R*
GM9-370	37-10	3.70	INSTALL KIT (No Bearings) GM7.75IK

GM 8.2" 1955 - 1964 Car Dropout

MOTIVE GEAR #	TEETH	RATIO	MASTER INSTALL KIT
G884308	40-13	3.08	R8.4RMK*
G884355	39-11	3.55	R8.4R*
G884370	37-10	3.70	INSTALL KIT (No Bearings) GM8.4IK

Fits 3.70 & Numerically Lower Case

GM 8.2" 10 Bolt Buick, Olds, & Pontiac

MOTIVE GEAR PERFORMANCE #	TEETH	RATIO	MASTER INSTALL KIT
BP882355	39-11	3.55	R8.5PRMK*
BP882373	41-11	3.73	BEARING/SEAL KIT
BP882390	39-10	3.90	R8.5PR*
BP882411	37-9	4.11	INSTALL KIT (No Bearings) GM8.5PIK



GM 8.2" - 10 Bolt Chevy 1964-72

MOTIVE GEAR PERFORMANCE #	TEETH	RATIO	SUPER MASTER INSTALL KIT
G882308	37-12	3.08	R10CRSK*
G882336	37-11	3.36	MASTER INSTALL KIT
G882355	39-11	3.55	R10CRMK*
G882373	41-11	3.73	BEARING/SEAL KIT
G882390	39-10	3.90	R10CR*
G882411	37-9	4.11	INSTALL KIT (No Bearings)
G882456	41-9	4.56	GM8.2IK

GM 8.6" Camaro - 2010 & Later

MOTIVE GEAR PERFORMANCE #	TEETH	RATIO	MASTER INSTALL KIT
G886391	43-11	3.91	R8.6RMK
G886410	41-10	4.10	BEARING/SEAL KIT R8.6R

GM Corvette 1963 - 1979

MOTIVE GEAR PERFORMANCE #	TEETH	RATIO	MASTER INSTALL KIT
V885355	39-11	3.55	R10RVMK*
V885370	37-10	3.70	BEARING/SEAL KIT R10RV*

GM Corvette 1997+ C5 (some C6)

MOTIVE GEAR PERFORMANCE #	TEETH	RATIO	MASTER INSTALL KIT
V885342L	41-12	3.42	R10RVLK*
V885373L	41-11	3.73	BEARING/SEAL KIT
V885390L	39-10	3.90	R10RVL*
V885390LX#	39-10	3.90	
V885410L	41-10	4.10	
V885411LX#	41-10	4.11	

Fits 2.73 carrier





GM/Pontiac G8 V8

MOTIVE GEAR PERFORMANCE #	TEETH	RATIO	MASTER INSTALL KIT
GZ85327	36-11	3.27	R8RGMK
GZ85345	38-11	3.45	BEARING/SEAL KIT
GZ85370	37-10	3.70	R8RG
GZ85390	39-10	3.90	
GZ85411	37-9	4.11	

GM/Pontiac GTO Late Model

MOTIVE GEAR PERFORMANCE #	TEETH	RATIO	MASTER INSTALL KIT
G80370	37-10	3.70	R8.0RMK*
G80390	39-10	3.90	BEARING/SEAL KIT
G80411	37-9	4.11	R8.0R*

GM 8.25" IFS Front

MOTIVE GEAR PERFORMANCE #	TEETH	RATIO	MASTER INSTALL KIT
G885342IFS	41-12	3.42	R8.2RIFSMK* 1988-1998 (1999 SUVs, 1999 & 2000 Escalade)
G885373IFS	41-11	3.73	
G885411IFS	37-9	4.11	R8.2RIFSLMK* 1999-2010 (except above)
G885488IFS	39-8	4.88	BEARING/SEAL KIT
G885513IFS	41-8	5.13	R8.2RIFs* 1988-1998 (1999 SUVs, 1999 & 2000 Escalade)
MOTIVE GEAR #	TEETH	RATIO	R8.2RIFSL* 1999-2010 (except above)
GM10-430IFS	43-10	4.30	INSTALL KIT (No Bearings)
GM10-456IFS	41-9	4.56	GM8.2IKF 1988-1998 (1999 SUVs, 1999 & 2000 Escalade)
			GM8.2IKFL 1999-2010 (except above)



GM 8.5" & 8.6" 10 Bolt Front & Rear

MOTIVE GEAR #	TEETH	RATIO	SUPER MASTER INSTALL KIT
GM10-273	41-15	2.73	R10RSK* Cars - use with factory differentials
GM10-308	40-13	3.08	
GM10-342	41-12	3.42	R10RASK* Truck rear only up to 1987 C/K (to 1991 R/V) - use with factory differentials
GM10-373	41-11	3.73	
GM10-390	39-10	3.90	R10RBSK* Truck rear only 1988-1999 C/K (8.5") - use with factory differentials
GM10-411	37-9	4.11	
GM10-430	43-10	4.30	
GM10-456	41-9	4.56	
MOTIVE GEAR PERFORMANCE #	TEETH	RATIO	MASTER INSTALL KIT
G885273	41-15	2.73	R10RMK* Up to 1999 cars & C/K (8.5") trucks - use with factory differentials
G885308	40-13	3.08	
G885342	41-12	3.42	R10REMk* Up to 1999 cars & C/K (8.5") trucks - use with most aftermarket traction differentials
G885373	41-11	3.73	
G885390	39-10	3.90	R10RLMK* 1999-2008 (8.6")
G885410	41-10	4.10	R10RLAMK* 2009+ all
G885430	43-10	4.30	BEARING/SEAL KIT
G885456	41-9	4.56	R10R* Up to 1999 cars & C/K (8.5") trucks - use with factory differentials
G885488	39-8	4.88	
G885513	41-8	5.13	R10RE* Up to 1999 cars & C/K (8.5") trucks - use with most aftermarket traction differentials
G885538	43-8	5.38	
G885557 #	39-7	5.57	R10RL* 1999-2008 (8.6")
			R10RLA* 2009+ all
			INSTALL KIT (No Bearings)
			GM8.5IK Up to 1999 cars & C/K (8.5") trucks
			GM8.5IKL 1999+ (8.6")

Special Cross Pin Required. For 5.57 Only - Order Part# 80-0272-1

* Add 'T' to part number for Timken® bearings


GM 8.875" 12 Bolt Car

MOTIVE GEAR PERFORMANCE #	TEETH	RATIO	SUPER MASTER INSTALL KIT
G888342	40-12	3.42	R12CRSK*
G888355	39-11	3.55	MASTER INSTALL KIT
G888373	41-11	3.73	R12CRMk*
G888390	39-10	3.90	BEARING/SEAL KIT
G888411	41-10	4.10	R12CR*
G888411X	41-10	4.10	INSTALL KIT (No Bearings)
G888430	43-10	4.30	GM12IKC
G888456	41-9	4.56	
G888488	39-8	4.88	
G888514	36-7	5.14	

X = Thick gear. Fits 3.90 & Down Case.

GM 8.875" 12 Bolt Pro Gears (9310 Steel)

MOTIVE GEAR PERFORMANCE #	TEETH	RATIO	SUPER MASTER INSTALL KIT
G988411	41-10	4.10	R12CRSK*
G988430	43-10	4.30	MASTER INSTALL KIT
G988456	41-9	4.56	R12CRMk*
G988488	39-8	4.88	BEARING/SEAL KIT
G988514	36-7	5.14	R12CR*



GM 8.875" 12 Bolt Truck

MOTIVE GEAR #	TEETH	RATIO	SUPER MASTER INSTALL KIT
GM12-308	40-13	3.08	R12RSK*
GM12-342	41-12	3.42	MASTER INSTALL KIT
GM12-373	41-11	3.73	R12RMK*
GM12-373X #	41-11	3.73	BEARING/SEAL KIT
GM12-411	37-9	4.11	R12R*
GM12-411X #	37-9	4.11	INSTALL KIT (No Bearings)
GM12-456	41-9	4.56	GM12IK

Fits 2.76 - 3.42 Case





GM 9.25" IFS - Front

MOTIVE GEAR PERFORMANCE #	TEETH	RATIO	MASTER INSTALL KIT
G895410IFS	41-10	4.10	R9.2RIFSMK* 1988-1997
G895456IFS	41-9	4.56	R9.2RIFSLMK* 1998 & newer
G895488IFS	39-8	4.88	BEARING/SEAL KIT
			R9.2RIFS* 1988-1997
			R9.2RIFSL* 1998 & newer
			INSTALL KIT (No Bearings)
			GM9.2IKF 1988-1997
			GM9.2IKFL 1998 & newer



GM 9.5" 14 Bolt - Rear

MOTIVE GEAR #	TEETH	RATIO	MASTER INSTALL KIT
GM9.5-342	41-12	3.42	R9.5GRMK* 1988-1997
GM9.5-373	41-11	3.73	R9.5GRLMK* 1998 & newer
GM9.5-410	41-10	4.10	BEARING/SEAL KIT
GM9.5-456	41-9	4.56	R9.5GR* 1988-1997
GM9.5-488	39-8	4.88	R9.5GRL* 1998 & newer
			INSTALL KIT (No Bearings)
			GM9.5IK 1988-1997
			GM9.5IKL 1998 & newer



GM 10.5" 14 Bolt

MOTIVE GEAR #	TEETH	RATIO	MASTER INSTALL KIT
GM10.5-373	41-11	3.73	R14RMKH* 1972-1987 - fits 4.10 and numerically lower case (including with 'thick' style gears)
GM10.5-410	45-11	4.10	
GM10.5-456	41-9	4.56	R14RMKL* 1972-1987 - fits 4.56 and numerically higher case
GM10.5-456X #	41-9	4.56	
GM10.5-488X #	39-8	4.88	R14RLMKH* 1988-1997 - fits 4.10 and numerically lower case (including with 'thick' style gears)
GM10.5-513X #	41-8	5.13	
			R14RLMKL* 1988-1997 - fits 4.56 and numerically higher case
			R14RLAMKH* 1998+ fits 4.10 and numerically lower case (including with 'thick' style gears)
			R14RLAMKL* 1998+ fits 4.56 and numerically higher case
			BEARING/SEAL KIT
			R14R* 1972-1987
			R14RL* 1988-1997
			R14RLA* 1998+
			INSTALL KIT (No Bearings)
			GM10.5IK 1972-1987 - fits 4.10 and numerically lower case (including with 'thick' style gears)
			GM10.5IK-2 1972-1987 - fits 4.56 and numerically higher case
			GM10.5IKL 1988-1997 - fits 4.10 and numerically lower case (including with 'thick' style gears)
			GM10.5IKL-2 1988-1997 - fits 4.56 and numerically higher case
			GM10.5IKLA 1998+ fits 4.10 and numerically lower case (including with 'thick' style gears)
			GM10.5IK-LA-2 1998+ fits 4.56 and numerically higher case

Fits 4.10 & Down Case



AAM Dodge/GM 11.5" 14 Bolt

MOTIVE GEAR #	TEETH	RATIO	MASTER INSTALL KIT
GM11.5-456	41-9	4.56	R11.5RMK* GM
GM11.5-488	39-8	4.88	R11.5CRMK* Dodge
			BEARING/SEAL KIT
			R11.5R*
			INSTALL KIT (No Bearings)
			GM11.5IK GM
			C11.5IK Dodge



Toyota 7.5" Standard (early IFS & rear)

MOTIVE GEAR #	TEETH	RATIO	MASTER INSTALL KIT
T411IFS	41-10	4.11	R11RIFMK*
T456IFS	41-9	4.56	BEARING/SEAL KIT
T488IFS	39-8	4.88	R11RIF*
T529IFS	37-7	5.29	INSTALL KIT (No Bearings)
T571IFS	40-7	5.71	TOYKIFIS



Toyota 7.8"

MOTIVE GEAR #	TEETH	RATIO	MASTER INSTALL KIT
T411	41-10	4.11	R11RMK*
T456	41-9	4.56	BEARING/SEAL KIT
T488	39-8	4.88	R11R*
T529	37-7	5.29	INSTALL KIT (No Bearings)
T571	40-7	5.71	TOYIK

NOTES:

- 1979-85 Front & rear bearing kits fit all 4-cylinder.
- 1986 & up do not use Motive Gear bearing kit with OEM ring & pinion.



Toyota 7.8" V6 and Turbo

MOTIVE GEAR #	TEETH	RATIO	MASTER INSTALL KIT
T411V6	41-10	4.11	R11RV6MK*
T456V6	41-9	4.56	BEARING/SEAL KIT
T488V6	39-8	4.88	R11RV6*
T529V6	37-7	5.29	INSTALL KIT (No Bearings)
T571V6	40-7	5.71	TOYV6IK

Toyota 8" FJ Cruiser & 4 Runner 29 Spline

MOTIVE GEAR #	TEETH	RATIO	MASTER INSTALL KIT
TL456L29 #	41-9	4.56	R11RLC8F29MK
TL488L29 #	39-8	4.88	R11RLC8F29
TL529L29 #	37-7	5.29	

2002 & earlier require late model 29 spline flange sold separately

Toyota Land Cruiser Reverse/High Pinion 8"

MOTIVE GEAR #	TEETH	RATIO	MASTER INSTALL KIT
T488F29	39-8	4.88	
T529F29	37-7	5.29	

2002 & earlier require late model 29 spline flange sold separately

Toyota Land Cruiser 9.5" Front or Rear




MOTIVE GEAR #	TEETH	RATIO	MASTER INSTALL KIT
T411L #	41-10	4.10	R11RLCMK* Fits taper pinion style & Motive Gear
T456L #	41-9	4.56	R11RLCAMK* Fits straight pinion
T488L #	39-8	4.88	
T529L #	37-7	5.29	
# Require Crush Sleeve #41231-60010.			
			BEARING/SEAL KIT
			R11RLC* Fits taper pinion style & Motive Gear
			R11RLCA* Fits straight pinion

Toyota Tacoma Front IFS



MOTIVE GEAR #	TEETH	RATIO	MASTER INSTALL KIT
TAC456IFS	41-9	4.56	R11RTACFMK*
TAC488IFS	39-8	4.88	BEARING/SEAL KIT
TAC529IFS	37-7	5.29	R11RTACF*

Toyota Tacoma & T100 Rear



MOTIVE GEAR #	TEETH	RATIO	MASTER INSTALL KIT
TAC456	41-9	4.56	R11RTACMK*
TAC488	39-8	4.88	BEARING/SEAL KIT
TAC529	37-7	5.29	R11RTAC*
			INSTALL KIT (No Bearings)
			T11IKA

Toyota TRD™ & Push-Button Locker - Rear

MOTIVE GEAR #	TEETH	RATIO	MASTER INSTALL KIT
T411V6 #	41-10	4.11	R11RTACLМК*
T456V6 #	41-9	4.56	BEARING/SEAL KIT
T488V6 #	39-8	4.88	R11RTACL*
T529V6 #	37-7	5.29	INSTALL KIT (No Bearings)
T571V6 #	40-7	5.71	TOYV6IK


2002+ Models must use 1995-2001 style 27 spline yoke sold separately

Toyota Tacoma clamshell 8" IFS Front

MOTIVE GEAR #	TEETH	RATIO	MASTER INSTALL KIT
TAC456IFS	41-9	4.56	R11RTACCSMK*
TAC488IFS	39-8	4.88	BEARING/SEAL KIT
			R11RTACCS*



Ask for Motive Gear bearing kits at your local speed shop or automotive parts supplier.
www.MotiveGear.com



Motive Gear Bearing Kits

Motive Gear assembles and stocks more differential, manual transmission, and transfer case bearing kits than any other supplier in the country (over 1,000 part numbers)! We can provide you with individual bearings and seals, including: tapered, roller, cylindrical, and ball bearings - in all of the quality brands that you know and trust. Our bearing kits feature high quality brands like Timken and Koyo.

Master Kits, seal and gasket kits, installation kits, gasket-only kits, you name it, Motive Gear can supply it!



Motive Gear Spools and Cases

Motive Gear designs, engineers and produces a full line of mini and full spools for performance applications including AMC, Chrysler, Dana, Ford, GM, and Toyota. These high quality spools are manufactured using only 4140 high strength steel, and are available in a variety of axle splines.

Cases are also available from Motive Gear, for both open and posi-traction applications. Motive Gear cases are available both empty and loaded.



Motive Gear Yokes

Yoke packages come complete with everything you need to install them in your vehicle, including: hardened grade-8 locknut, washer, and chromoly u-bolts. All Motive Gear billet chromoly yokes are 4120 or 4240H bar stock, computer-controlled heat treated to 34-38 Rockwell® C. All true billet yokes have the finest and most consistent quality hardened steel available.



Axle Shafts

For over 60 years, Motive Gear has supplied quality axle shafts for light duty, medium duty, off road and high performance applications! In order to provide the automotive and light truck marketplace with even more options every year, we created TEN Factory axles. All stock performance axle shafts by Motive Gear are quality replacements for original manufacturer's equipment, while TEN Factory's line of performance axles provide more options in chromoly steel.

Check out www.TenFactory.com and www.MotiveGear.com



Manual Transmissions and Transfer Cases & Parts

Motive Gear stocks a complete line of manual transmission and transfer case parts for most popular models. We have new and rebuilt car and light truck transmissions with 2, 3, 4, 5, and 6 speed units included in our inventory.

See www.MotiveGear.com for more information or call us at (800) 934-2727.



Internal Kits

Motive Gear supplies and stocks a full line of mini and full Motive Gear supplies internal kits for open and posi-traction differentials.

Open Differential:

Side gears, side gear washers, pinion gears, pinion gear washers, pinion shaft and lock bolt or roll pin.

Posi Differential:

Side gears, side gear washers, pinion gears, pinion gear washers, pinion shaft, pinion block (where applicable), lock bolt or roll pin and clutches or posi plates and retainers (where applicable).

Motive Gear Warranty

MIDWEST TRUCK & AUTO PARTS, INC.™ warrants that all new MIDWEST TRUCK & AUTO PARTS, INC.™ products, will be free from defects in material and workmanship for the first 12 Months (1 YEAR) or 100,000 miles, whichever comes first. THIS WARRANTY WILL NOT APPLY IF ANY PART HAS BEEN MODIFIED, DAMAGED OR IS DEFECTIVE AS A RESULT OF ANY ACCIDENT, MISUSE, USE IN COMPETITIVE APPLICATIONS, IMPROPER INSTALLATION, NEGLIGENCE, REPAIR OR ALTERATION.

COMPETITION PARTS ARE SOLD "AS IS", WITHOUT ANY WARRANTY WHATSOEVER. IMPLIED WARRANTIES, INCLUDING WARRANTIES OF MERCHANTABILITY OR FITNESS FOR A PARTICULAR PURPOSE, ARE EXCLUDED; THE ENTIRE RISK AS TO THE QUALITY AND PERFORMANCE OF SUCH PARTS IS WITH THE BUYER. SHOULD SUCH PARTS PROVE DEFECTIVE FOLLOWING THEIR PURCHASE, THE BUYER AND NOT THE MANUFACTURER, DISTRIBUTOR OR RETAILER, ASSUMES THE ENTIRE COST OF ALL NECESSARY SERVICING OR REPAIR.

The MIDWEST TRUCK & AUTO PARTS, INC.™ parts warranty is voided if the part is used for competition or if it has been modified.

To make a warranty claim on parts used in non-competitive applications, distributors should contact MIDWEST TRUCK & AUTO PARTS, INC.™, and individuals should contact their MIDWEST TRUCK & AUTO PARTS, INC.™ distributor for a Return Goods Authorization (RGA) Number. No returns will be accepted without an RGA Number. All parts should be returned to MIDWEST TRUCK & AUTO PARTS, INC.™ freight prepaid. MIDWEST TRUCK & AUTO PARTS, INC.™ will issue a credit equal to the original purchase price for all defective parts covered by this warranty. In the event that a warranty claim cannot be substantiated by MIDWEST TRUCK & AUTO PARTS, INC.™, the parts will be returned to the customer freight collect.

THIS WARRANTY IS IN LIEU OF ALL OTHER WARRANTIES, EXPRESSED OR IMPLIED, INCLUDING, BUT NOT LIMITED TO, ANY IMPLIED WARRANTY OF MERCHANTABILITY OR FITNESS FOR A PARTICULAR PURPOSE, AND IN NO EVENT WILL MIDWEST BE LIABLE FOR INCIDENTAL, SPECIAL OR CONSEQUENTIAL DAMAGES INCLUDING, BUT NOT LIMITED TO, ANY LABOR COSTS.

MotiveGear
Performance[®]

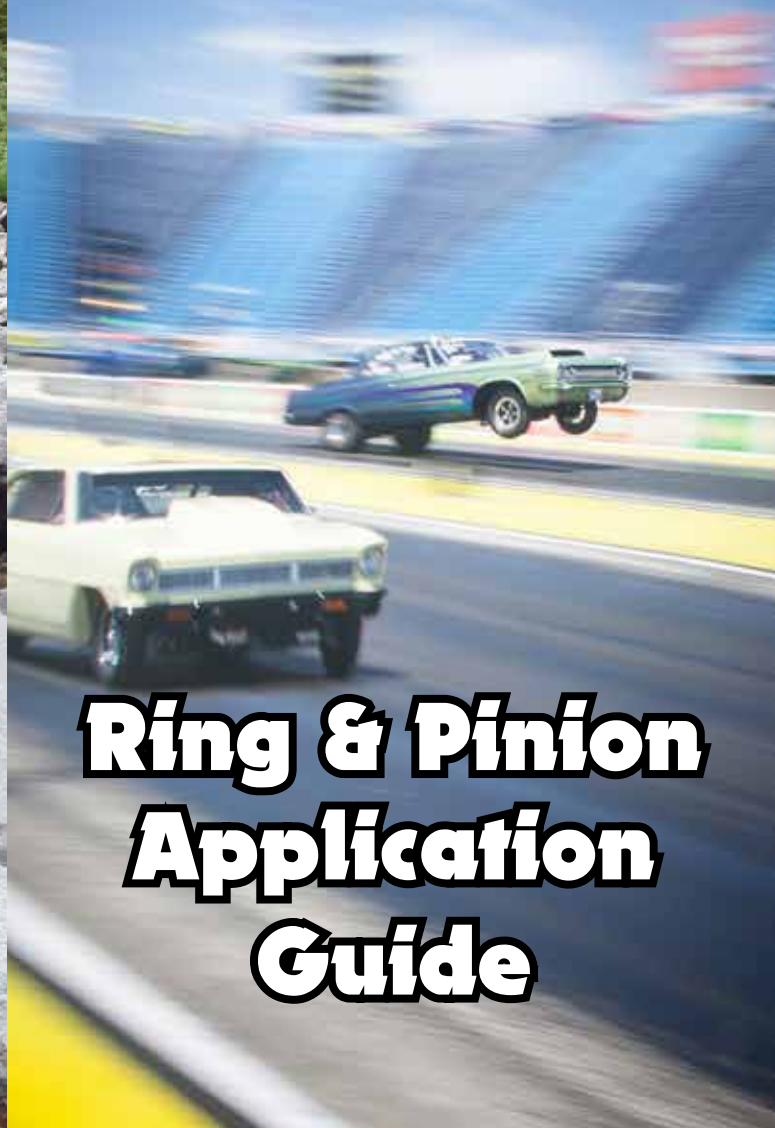
Motive
Gear[®]



Ring & Pinion
Application
Guide

MotiveGear
Performance[®]

Motive
Gear[®]



Ring & Pinion
Application
Guide